



# Global Dynamic Allocation Fund - Stable

Fund Fact Sheet as of December 2023



## INVESTMENT OBJECTIVE

The Fund is an actively-managed fund-of-funds that seeks to provide its investors access to a diversified portfolio of fixed income securities spread across five major regions in the world while maintaining a lower level of portfolio risk.



## FUND INFORMATION

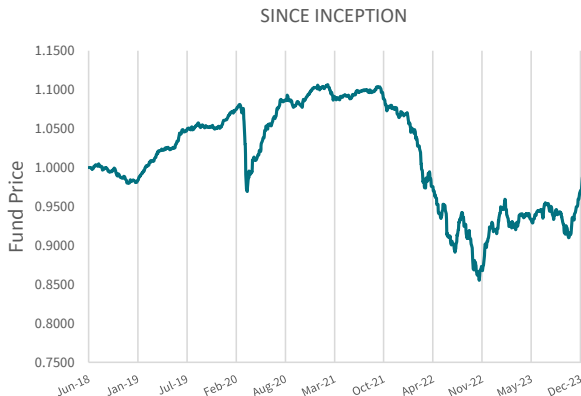
|                                      |               |                        |                 |
|--------------------------------------|---------------|------------------------|-----------------|
| Latest Net Asset Value per Unit      | \$0.9927      | Fund Classification    | Bond Fund       |
| Total Net Asset Value                | \$14,812,107  | Fund Currency          | USD             |
| Launch Date                          | June 18, 2018 | Fund Manager           | AXA Philippines |
| Asset Management Charge <sup>1</sup> | 1.4000%       | Fund Admin & Custodian | Citibank N.A.   |

<sup>1</sup> Quoted Asset Management Charge is inclusive of Fund Manager, Custodian and Fund Administration fees and VAT. Please note that the target fund of the Global Dynamic Allocation Fund charges a separate management fee which is included in the computation of the Fund's NAVpu.



## FUND PERFORMANCE AND STATISTICS

### NAVPU GRAPH



### STATISTICS

|                                |                     |
|--------------------------------|---------------------|
| Initial NAV per unit           | \$1.0000            |
| Highest NAV per unit           | 2/16/2021 \$1.1065  |
| Lowest NAV per unit            | 10/25/2022 \$0.8553 |
| 1 Year Volatility <sup>2</sup> | 4.89%               |
| Weighted Average Duration      | 5.72                |

<sup>2</sup> Volatility measures the degree to which the Fund fluctuates vis-à-vis its average return in a specific period. The lower the number, the more stable the Fund's return is.

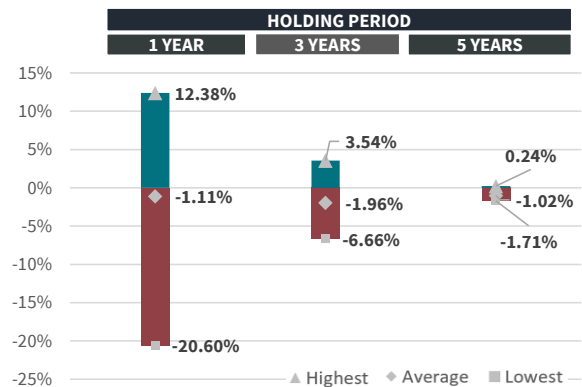
## CUMULATIVE RETURNS<sup>3</sup>

(Purely for reference purposes and is not a guarantee of future results)

|         | 1 MONTH | 1 YEAR  | 3 YEARS | 5 YEARS | SINCE INCEPTION |
|---------|---------|---------|---------|---------|-----------------|
| Current | 4.13%   | 7.89%   | -9.97%  | 1.19%   | -0.73%          |
| Highest | 4.74%   | 12.38%  | 11.01%  | 1.19%   |                 |
| Lowest  | -10.04% | -20.60% | -18.69% | -8.27%  |                 |

<sup>3</sup> Cumulative returns is the total earnings performance of the fund in a specific period. This table shows the current, highest, and lowest cumulative returns for different holding periods.

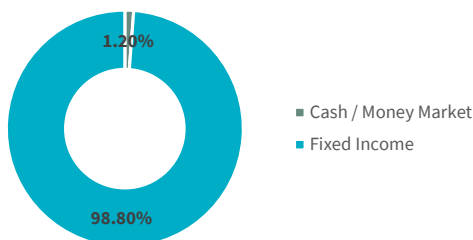
## RANGE OF ANNUALIZED RETURNS<sup>4</sup>



<sup>4</sup> Annualized returns is the Compounded Annual Growth Rate, or the simulated growth rate on a yearly basis if Principal plus Interest are re-invested annually. Based on the fund's actual data since inception, this graph shows the fund's historical highest, average, and lowest annualized returns for three different holding periods. This means that if you remained invested in this fund for only 1 year in the past, your investment could have grown to as high as 12.4% or as low as -20.6%.



## ASSET ALLOCATION



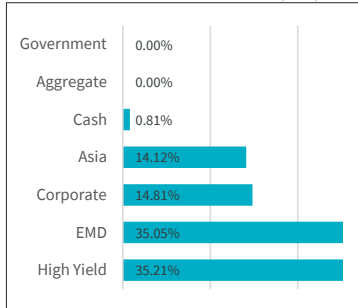
## TOP HOLDINGS OF THE TARGET FUND

|  |        |
|--|--------|
| 1. BLACKROCK GLOBAL HIGH YIELD SUSTAINABLE CREDIT FUND | 16.46% |
| 2. NEUBERGER BERMAN EMERGING MARKET DEBT FUND          | 14.08% |
| 3. BARINGS GLOBAL HIGH YIELD BOND FUND                 | 13.50% |
| 4. AXA WORLD FUNDS - GLOBAL EMERGING MARKETS BONDS     | 10.46% |
| 5. CAPITAL GROUP GLOBAL CORPORATE BOND FUND            | 9.88%  |
| 6. PINEBRIDGE ASIA PACIFIC INVESTMENT GRADE BOND FUND  | 5.60%  |
| 7. ISHARES JP MORGAN ESG USD EM BOND UCITS ETF         | 5.27%  |
| 8. ISHARE EMERGING MARKETS GOVERNMENT BOND INDEX FUND  | 5.24%  |
| 9. ROBECO CAPITAL GROWTH FUNDS - ROBECO GLOBAL CREDITS | 4.93%  |
| 10. UBS ASIAN INVESTMENT GRADE SUSTAINABLE BOND FUND   | 4.54%  |

The investment fund is not a deposit product and is not insured by the Philippine Deposit Insurance Corp (PDIC). Returns presented are not guaranteed and graphs of historical NAVPUs are for illustration only. The Fund figures reflected in this document are not indicative of future performance. Potential investors should be aware that the price of units per share and the potential income from them may go up or down depending on market fluctuations, and thus are not guaranteed. The figures are exclusive of charges which will vary depending on the AXA product where this fund will be used. The weekly unit prices of the AXA funds are published every Tuesday in the business section of the Philippine Star. You can also get more information at <http://www.axa.com.ph>.

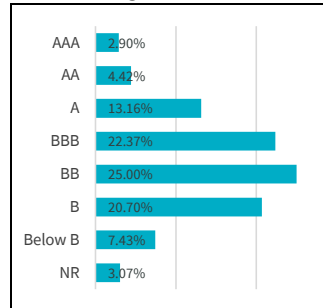
For more information, refer to your AXA financial partner or call us at (+632) 8 5815-292 (AXA)  
29th Floor GT Tower International | 6813 Ayala Ave. cor. H.V. Dela Costa St., Makati City, Philippines 1227

## SECTOR HOLDINGS\* (%)



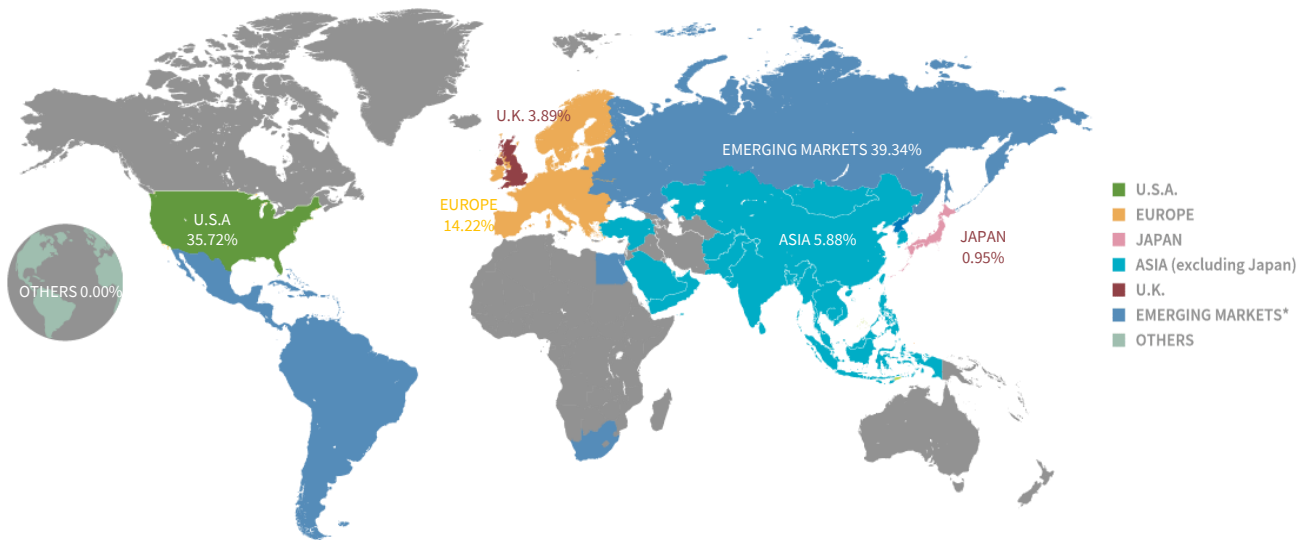
\*Fixed income portion only

## CREDIT QUALITY\*



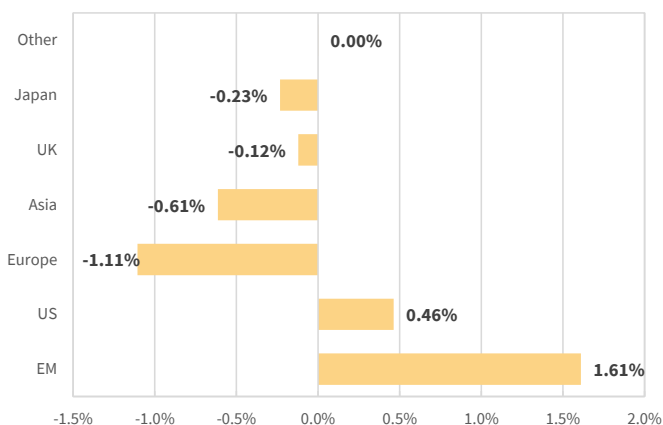
\*Fixed income portion only

## GEOGRAPHICAL ALLOCATION

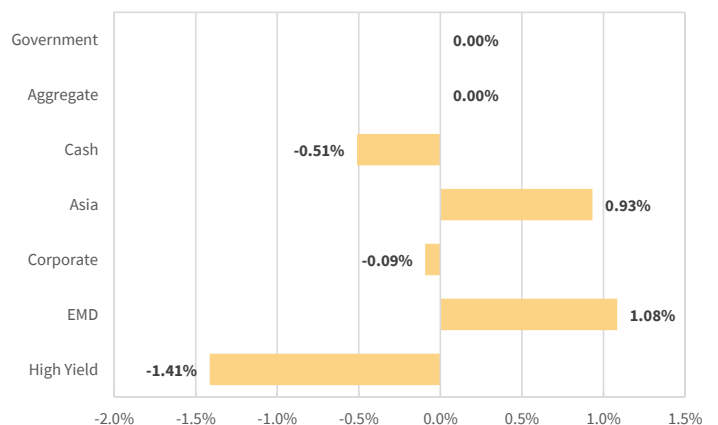


\*Note: Visualization of emerging markets is for illustration purposes only. Actual composition may vary.

## DYNAMIC ALLOCATION



### Month-on-Month Change in Geographical Allocation



### Month-on-Month Change in Sector

The investment fund is not a deposit product and is not insured by the Philippine Deposit Insurance Corp (PDIC). Returns presented are not guaranteed and graphs of historical NAVPUs are for illustration only. The Fund figures reflected in this document are not indicative of future performance. Potential investors should be aware that the price of units per share and the potential income from them may go up or down depending on market fluctuations, and thus are not guaranteed. The figures are exclusive of charges which will vary depending on the AXA product where this fund will be used. The weekly unit prices of the AXA funds are published every Tuesday in the business section of the Philippine Star. You can also get more information at <http://www.axa.com.ph>.

For more information, refer to your AXA financial partner or call us at (+632) 8 5815-292 (AXA)  
29th Floor GT Tower International | 6813 Ayala Ave. cor. H.V. Dela Costa St., Makati City, Philippines 1227