



Global Dynamic Allocation Fund - Stable (Dollar)

Fund Fact Sheet as of June 2025



INVESTMENT OBJECTIVE

The Fund is an actively-managed fund-of-funds that seeks to provide its investors access to a diversified portfolio of fixed income securities spread across five major regions in the world while maintaining a lower level of portfolio risk.



FUND INFORMATION

Launch Date	June 18, 2018	Initial NAV per Unit	\$1.0000
Total Net Asset Value	\$9,451,053	Latest NAV per Unit	\$1.0902
Fund Classification & Currency	Bond Fund - USD	Highest NAV per Unit	02/16/21 \$1.1065
Fund Manager	AXA Philippines	Lowest NAV per Unit	10/25/22 \$0.8553
Fund Admin & Custodian	Citibank N.A.	1 Year Volatility ²	3.86%
Asset Management Charge ¹	1.4000%	Weighted Average Duration	5.67



RISK PROFILE

Low-Medium Risk

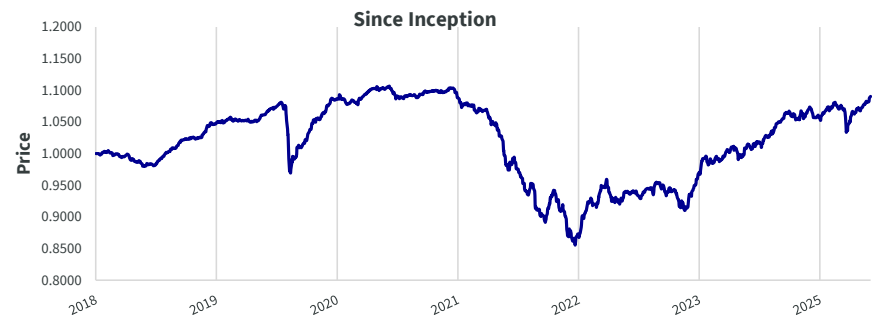
Lower risk **1 2 3 4 5** Higher risk

Fund risk ratings are calculated based on the historical volatility of the fund in order to match the client's risk profile. A risk profile of 2 matches with the conservative investor, indicating a fund with a low-medium volatility profile (i.e. fixed income, money market).



FUND PERFORMANCE AND STATISTICS

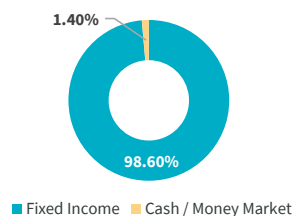
NAVPU GRAPH



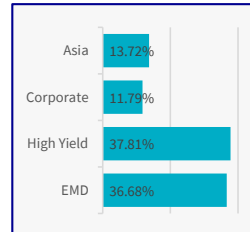
(Purely for reference purposes and is not a guarantee of future results)

FUND RETURNS ³	1 MONTH	1 YEAR	3 YEARS	5 YEARS	SINCE INCEPTION
Cumulative ⁴	1.75%	7.28%	20.34%	3.47%	9.02%
Annualized ⁵	-	7.28%	6.37%	0.69%	1.23%


ASSET ALLOCATION



SECTOR ALLOCATION*



CREDIT QUALITY*



*Fixed Income portion only

TOP HOLDINGS OF THE TARGET FUND

1. NEUBERGER BERMAN EM DEBT HARD CURRENCY FUND	17.37%
2. BLACKROCK GLOBAL HIGH YIELD SUSTAINABLE CREDIT SCREENED FUND	15.37%
3. BARINGS GLOBAL HIGH YIELD BOND FUND	14.70%
4. AXA WORLD FUNDS GLOBAL EMERGING MARKETS BOND	10.33%
5. CAPITAL GROUP GLOBAL CORPORATE BOND FUND	6.72%
6. PINEBRIDGE ASIA PACIFIC INVESTMENT GRADE BOND FUND	5.45%
7. AXA WORLD FUNDS GLOBAL HIGH YIELD BONDS	5.45%
8. ROBECO CAPITAL GROWTH GLOBAL CREDITS FUNDS	5.00%
9. ISHARES EMERGING MARKETS GOVERNMENT BOND INDEX FUND	4.46%
10. ISHARES JP MORGAN ADVANCED \$ EM BOND UCITS ETF	4.28%

FOOTNOTES

¹ Quoted Asset Management Charge is inclusive of Fund Manager, Custodian and Fund Administration fees and VAT. Please note that the target fund of the Fund charges a separate management fee which is included in the computation of the Fund's NAVPU.

² Volatility measures the degree to which the Fund fluctuates vis-à-vis its average return in a specific period. The lower the number, the more stable the Fund's return is.

³ Fund return refers to the fund performance based on the NAVPU movement of the fund

⁴ Cumulative returns is the total earnings performance of the fund in a specific period.

⁵ Annualized returns is the Compounded Annual Growth Rate, or the simulated growth rate on a yearly basis if Principal plus Interest are re-invested annually.

The investment fund is not a deposit product and is not insured by the Philippine Deposit Insurance Corp (PDIC). Returns presented are not guaranteed and graphs of historical NAVPUs are for illustration only. The Fund figures reflected in this document are not indicative of future performance. Potential investors should be aware that the price of units per share and the potential income from them may go up or down depending on market fluctuations, and thus are not guaranteed. The figures are exclusive of charges which will vary depending on the AXA product where this fund will be used. The weekly unit prices of the AXA funds are published every Tuesday in the business section of the Philippine Star. You can also get more information at <http://www.axa.com.ph>.

For more information, refer to your AXA financial partner or call us at (+632) 8 581-5292 (AXA)
29th Floor GT Tower International | 6813 Ayala Ave. cor. H.V. Dela Costa St., Makati City, Philippines 1227

Public