



Global Dynamic Allocation Fund - Multi-asset (Peso)

Fund Fact Sheet as of April 2026



INVESTMENT OBJECTIVE

The Fund is an actively-managed fund-of-funds that seeks to provide its investors access to a diversified portfolio of fixed income and equities securities spread across five major regions in the world maintaining a moderate level of portfolio risk.



FUND INFORMATION

Launch Date	November 9, 2020	Initial NAV per Unit	₱10.0000
Total Net Asset Value	₱783,967,488	Latest NAV per Unit	₱15.1697
Fund Classification & Currency	Balanced Fund - PHP	Highest NAV per Unit	4/29/2026 ₱15.1699
Fund Manager	AXA Philippines	Lowest NAV per Unit	6/20/2022 ₱9.7581
Fund Admin & Custodian	Citibank N.A.	1 Year Volatility ²	9.42%
Asset Management Charge ¹	1.7500%	Weighted Average Duration	3.00



RISK PROFILE

Medium Risk

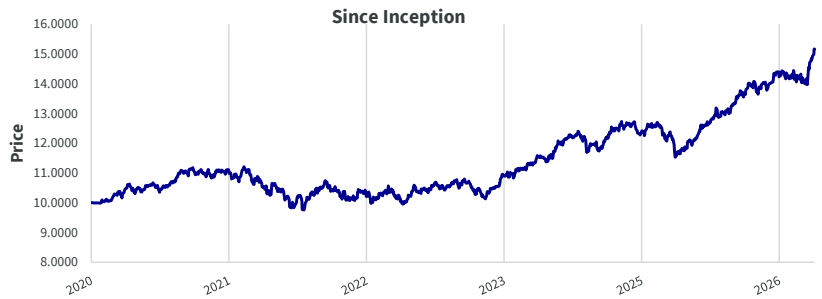


Fund risk ratings are calculated based on the historical volatility of the fund in order to match the client's risk profile. A risk profile of 5 matches with the aggressive investor, indicating a fund with a high volatility profile (i.e. growth equities).



FUND PERFORMANCE AND STATISTICS

NAVPU GRAPH



(Purely for reference purposes and is not a guarantee of future results)

FUND RETURNS ³	1 MONTH	1 YEAR	3 YEARS	5 YEARS	SINCE INCEPTION
Cumulative ⁴	8.07%	28.53%	46.18%	42.68%	51.70%
Annualized ⁵	-	28.53%	13.49%	-	7.91%

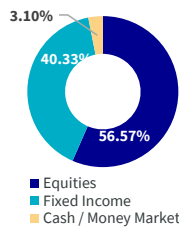


MARKET COMMENTARY

The Fund achieved positive returns in April amid a rebound in global equities, driven by a rally in artificial intelligence stocks. Developed markets posted gains but lagged behind emerging markets, which benefited from regions aligned with the AI theme. Global bonds also delivered positive results, supported by a strong earnings cycle that tightened investment grade spreads, despite rising yields impacting government bonds. Key contributors included the iShares MSCI Emerging Market Asia ETF, JP Morgan Asia Pacific Equity, NT AC Asia ex Japan, and Federated Hermes MDT US Equity, all benefiting from regional exposure to the AI story. Conversely, the Vanguard US Government Bond Index was the main detractor, weighed down by geopolitical tensions that pushed bond yields higher. Overall, the period reflected a positive risk appetite and sector-specific growth.

Since the target fund is USD-denominated, the return of this peso share class fund was significantly higher than that of its dollar share class as the Philippine peso weakened against the US dollar.

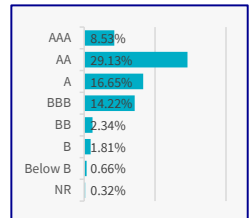
ASSET ALLOCATION



SECTOR ALLOCATION*

Information Technology	29.18%
Financials	17.06%
Consumer Discretionary	10.22%
Industrials	10.04%
Communication Services	9.69%
Healthcare	8.81%
Consumer Staples	5.07%
Materials	3.62%
Energy	3.56%
Utilities	1.53%
Real Estate	1.21%

CREDIT QUALITY**



**Fixed Income portion only

*Equities portion only

TOP HOLDINGS OF THE TARGET FUND

1. PIMCO GIS GLOBAL BOND ESG FUND	10.28%
2. ISHARES GLOBAL AGGREGATE BOND ESG UCITS ETF	10.25%
3. PINEBRIDGE ASIA PACIFIC INVESTMENT GRADE BOND FUND	7.44%
4. NT ALL COUNTRY ASIA EX JAPAN CUSTOM ESG EQUITY INDEX FUND	5.90%
5. AB SICAV I SELECT US EQUITY PORTFOLIO	5.58%
6. VANGUARD GLOBAL BOND INDEX FUND	5.40%
7. BLACKROCK SUSTAINABLE ADVANTAGE US EQUITY FUND	5.26%
8. JPMORGAN ASIA PACIFIC EQUITY FUND	5.06%
9. SCHRODER INTERNATIONAL SELECTION FUND QEP GLOBAL CORE	4.55%
10. ARCHITAS MULTI MANAGER SELECTION US EQUITY	3.66%

FOOTNOTES

¹ Quoted Asset Management Charge is inclusive of Fund Manager, Custodian and Fund Administration fees and VAT. Please note that the target fund of the Fund charges a separate management fee which is included in the computation of the Fund's NAVPU.

² Volatility measures the degree to which the Fund fluctuates vis-à-vis its average return in a specific period. The lower the number, the more stable the Fund's return is.

³ Fund return refers to the fund performance based on the NAVPU movement of the fund

⁴ Cumulative returns is the total earnings performance of the fund in a specific period.

⁵ Annualized returns is the Compounded Annual Growth Rate, or the simulated growth rate on a yearly basis if Principal plus Interest are re-invested annually.

The investment fund is not a deposit product and is not insured by the Philippine Deposit Insurance Corp (PDIC). Returns presented are not guaranteed and graphs of historical NAVPUs are for illustration only. The Fund figures reflected in this document are not indicative of future performance. Potential investors should be aware that the price of units per share and the potential income from them may go up or down depending on market fluctuations, and thus are not guaranteed. The figures are exclusive of charges which will vary depending on the AXA product where this fund will be used. The weekly unit prices of the AXA funds are published every Tuesday in the business section of the Philippine Star. You can also get more information at <http://www.axa.com.ph>.