



# Premium Bond Fund

Fund Fact Sheet as of October 2023



## INVESTMENT OBJECTIVE

The Fund seeks to maintain a moderate level of liquidity and earn moderate investment returns by investing in medium to long-term US Dollar-denominated time deposits and government bonds whose credit rating is at least at par with the Philippine government.



## FUND INFORMATION

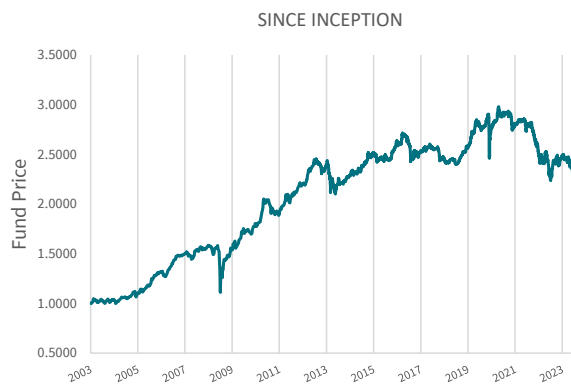
Latest Net Asset Value per Unit	\$2.2774	Fund Classification	Bond Fund
Total Net Asset Value	\$55,304,768	Fund Currency	USD
Launch Date	April 24, 2003	Fund Manager	Metrobank - Trust Banking Group
Asset Management Charge <sup>1</sup>	2.2058%	Fund Admin & Custodian	Citibank N.A.

<sup>1</sup> Quoted Asset Management Charge is inclusive of Fund Manager, Custodian and Fund Administration fees and VAT.



## FUND PERFORMANCE AND STATISTICS

### NAVPU GRAPH



### STATISTICS

Initial NAV per unit	\$0.9999
Highest NAV per unit	8/12/2020 \$2.9791
Lowest NAV per unit	5/13/2004 \$0.9986
1 Year Volatility <sup>2</sup>	6.81%
Weighted Average Duration	8.73

<sup>2</sup> Volatility measures the degree to which the Fund fluctuates vis-à-vis its average return in a specific period. The lower the number, the more stable the Fund's return is.

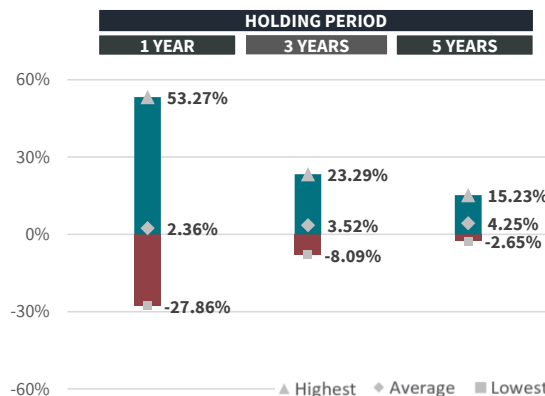
## CUMULATIVE RETURNS<sup>3</sup>

(Purely for reference purposes and is not a guarantee of future results)

	1 MONTH	1 YEAR	3 YEARS	5 YEARS	SINCE INCEPTION
Current	-1.77%	0.24%	-21.28%	-5.12%	127.76%
Highest	7.30%	53.27%	87.42%	103.13%	
Lowest	-27.59%	-27.86%	-22.35%	-12.58%	

<sup>3</sup> Cumulative returns is the total earnings performance of the fund in a specific period. This table shows the current, highest, and lowest cumulative returns for different holding periods.

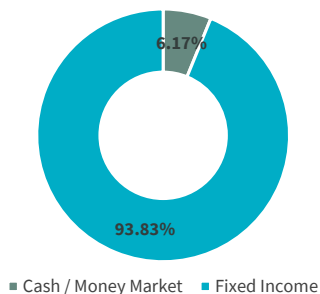
## RANGE OF ANNUALIZED RETURNS<sup>4</sup>



<sup>4</sup> Annualized returns is the Compounded Annual Growth Rate, or the simulated growth rate on a yearly basis if Principal plus Interest are re-invested annually. Based on the fund's actual data since inception, this graph shows the fund's historical highest, average, and lowest annualized returns for three different holding periods. This means that if you remained invested in this fund for only 1 year in the past, your investment could have grown to as high as 53.3% or as low as -27.9%.



## ASSET ALLOCATION



## CREDIT QUALITY\*

AAA	0.00%
AA	0.00%
A	0.00%
BBB	100.00%
BB	0.00%
B	0.00%
Below B	0.00%
NR	0.00%

\*Fixed income portion only

## TOP HOLDINGS

1. Rep. of the Philippines	9.500%	02/02/30	11.40%
2. Rep. of the Philippines	7.750%	01/14/31	8.11%
3. Rep. of the Philippines	6.375%	10/23/34	8.05%
4. Rep. of the Philippines	3.750%	01/14/29	6.96%
5. Rep. of the Philippines	3.950%	01/20/40	5.69%
6. Rep. of the Philippines	5.000%	01/13/37	5.55%
7. Rep. of the Philippines	3.700%	02/02/42	4.85%
8. Rep. of the Philippines	5.000%	07/17/33	4.83%
9. Rep. of the Philippines	5.500%	01/17/48	4.64%
10. Rep. of the Philippines	6.375%	01/15/32	4.61%

The investment fund is not a deposit product and is not insured by the Rep. of the Philippines Deposit Insurance Corp (PDIC). Returns presented are not guaranteed and graphs of historical NAVPUs are for illustration only. The Fund figures reflected in this document are not indicative of future performance. Potential investors should be aware that the price of units per share and the potential income from them may go up or down depending on market fluctuations, and thus are not guaranteed. The figures are exclusive of charges which will vary depending on the AXA product where this fund will be used. The weekly unit prices of the AXA funds are published every Tuesday in the business section of the Rep. of the Philippines Star. You can also get more information at <http://www.axa.com.ph>.

For more information, refer to your AXA financial partner or call us at (+632) 8 5815-292 (AXA)  
34th Floor GT Tower International | 6813 Ayala Ave. cor. H.V. Dela Costa St., Makati City, Rep. of the Philippines 1227

Public