



Global Dynamic Allocation Fund - Stable (Dollar)

Fund Fact Sheet as of March 2026



INVESTMENT OBJECTIVE

The Fund is an actively-managed fund-of-funds that seeks to provide its investors access to a diversified portfolio of fixed income securities spread across five major regions in the world while maintaining a lower level of portfolio risk.



FUND INFORMATION

Launch Date	June 18, 2018	Initial NAV per Unit	\$1.0000
Total Net Asset Value	\$7,940,247	Latest NAV per Unit	\$1.1221
Fund Classification & Currency	Bond Fund - USD	Highest NAV per Unit	2/19/2026 \$1.1551
Fund Manager	AXA Philippines	Lowest NAV per Unit	10/25/2022 \$0.8553
Fund Admin & Custodian	Citibank N.A.	1 Year Volatility ²	3.58%
Asset Management Charge ¹	1.4000%	Weighted Average Duration	5.05



RISK PROFILE

Low-Medium Risk

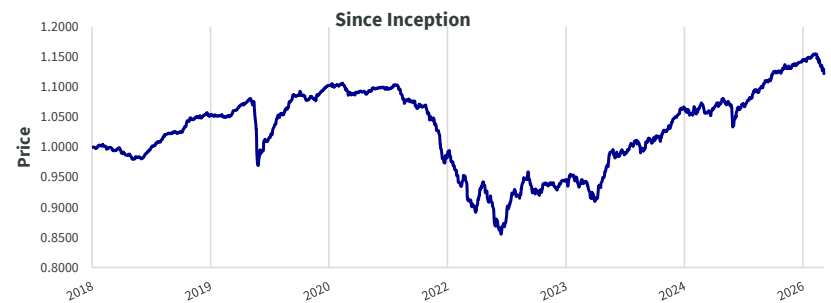


Fund risk ratings are calculated based on the historical volatility of the fund in order to match the client's risk profile. A risk profile of 2 matches with the conservative investor, indicating a fund with a low-medium volatility profile (i.e. fixed income, money market).



FUND PERFORMANCE AND STATISTICS

NAVPU GRAPH



(Purely for reference purposes and is not a guarantee of future results)

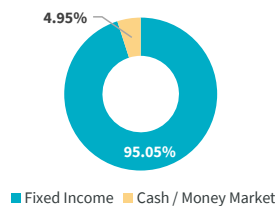
FUND RETURNS ³	1 MONTH	1 YEAR	3 YEARS	5 YEARS	SINCE INCEPTION
Cumulative ⁴	-2.84%	4.91%	21.02%	3.14%	12.21%
Annualized ⁵	-	4.91%	6.57%	0.62%	1.49%




MARKET COMMENTARY

The fund experienced negative returns in March as global bond markets saw yields rise amid geopolitical tensions in the Middle East, which drove oil prices higher. Government bonds outperformed high yield and investment-grade bonds, with Barings Global High Yield Bond contributing the least to performance due to its increased cash allocation. In contrast, AXAWF Global High Yield Bonds was the leading detractor, weighed down by its exposure to U.S. high-yield bonds.


ASSET ALLOCATION



SECTOR ALLOCATION*



CREDIT QUALITY*



*Fixed Income portion only

TOP HOLDINGS OF THE TARGET FUND

1. BLACKROCK GLOBAL HIGH YIELD SUSTAINABLE CREDIT SCREENED FUND	16.62%
2. BARINGS GLOBAL HIGH YIELD BOND FUND	16.47%
3. NEUBERGER BERMAN EM DEBT HARD CURRENCY FUND	14.99%
4. AXA WORLD FUNDS GLOBAL EMERGING MARKETS BONDS	9.06%
5. ISHARES JP MORGAN ADVANCED \$ EM BOND UCITS ETF	7.74%
6. CAPITAL GROUP GLOBAL CORPORATE BOND FUND	6.86%
7. ROBECO CAPITAL GROWTH GLOBAL CREDIT'S FUNDS	6.42%
8. PineBridge Asia Pacific Inv Grade Bond Fund	5.68%
9. ISHARES EMERGING MARKETS GOVERNMENT BOND INDEX FUND	5.39%
10. FIRST SENTIER ASIAN QUALITY BOND FUND	5.30%

FOOTNOTES

¹ Quoted Asset Management Charge is inclusive of Fund Manager, Custodian and Fund Administration fees and VAT. Please note that the target fund of the Fund charges a separate management fee which is included in the computation of the Fund's NAVPU.

² Volatility measures the degree to which the Fund fluctuates vis-à-vis its average return in a specific period. The lower the number, the more stable the Fund's return is.

³ Fund return refers to the fund performance based on the NAVPU movement of the fund

⁴ Cumulative returns is the total earnings performance of the fund in a specific period.

⁵ Annualized returns is the Compounded Annual Growth Rate, or the simulated growth rate on a yearly basis if Principal plus Interest are re-invested annually.

The investment fund is not a deposit product and is not insured by the Philippine Deposit Insurance Corp (PDIC). Returns presented are not guaranteed and graphs of historical NAVPUs are for illustration only. The Fund figures reflected in this document are not indicative of future performance. Potential investors should be aware that the price of units per share and the potential income from them may go up or down depending on market fluctuations, and thus are not guaranteed. The figures are exclusive of charges which will vary depending on the AXA product where this fund will be used. The weekly unit prices of the AXA funds are published every Tuesday in the business section of the Philippine Star. You can also get more information at <http://www.axa.com.ph>.

For more information, refer to your AXA financial partner or call us at (+632) 8 581-5292 (AXA)
29th Floor GT Tower International | 6813 Ayala Ave. cor. H.V. Dela Costa St., Makati City, Philippines 1227