



Global Dynamic Allocation Fund - Stable (Peso)

Fund Fact Sheet as of April 2026



INVESTMENT OBJECTIVE

The Fund is an actively-managed fund-of-funds that seeks to provide its investors access to a diversified portfolio of fixed income securities spread across five major regions in the world while maintaining a lower level of portfolio risk.



FUND INFORMATION

Launch Date	November 9, 2020	Initial NAV per Unit	₱10.0000
Total Net Asset Value	₱328,524,030	Latest NAV per Unit	₱12.6264
Fund Classification & Currency	Bond Fund - PHP	Highest NAV per Unit	4/30/2026 ₱12.6264
Fund Manager	AXA Philippines	Lowest NAV per Unit	6/16/2022 ₱8.9084
Fund Admin & Custodian	Citibank N.A.	1 Year Volatility ²	6.76%
Asset Management Charge ¹	1.4000%	Weighted Average Duration	4.73



RISK PROFILE

Low-Medium Risk

Lower risk

1

2

3

4

5

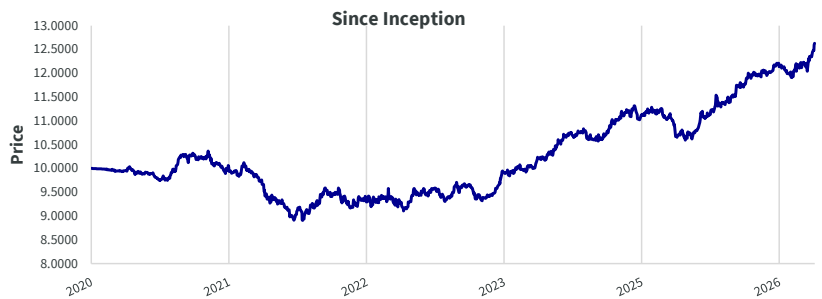
Higher risk

Fund risk ratings are calculated based on the historical volatility of the fund in order to match the client's risk profile. A risk profile of 2 matches with the conservative investor, indicating a fund with a low-medium volatility profile (i.e. fixed income, money market).



FUND PERFORMANCE AND STATISTICS

NAVPU GRAPH



(Purely for reference purposes and is not a guarantee of future results)

FUND RETURNS ³	1 MONTH	1 YEAR	3 YEARS	5 YEARS	SINCE INCEPTION
Cumulative ⁴	3.50%	17.24%	32.87%	27.93%	26.26%
Annualized ⁵	-	17.24%	9.94%	-	4.35%

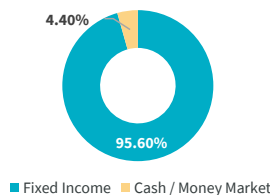


MARKET COMMENTARY

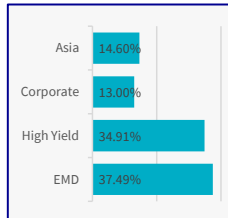
Global bonds delivered positive returns despite divergence in fixed income as rising yields weighed on government bonds offset by a robust earnings cycle driving tighter investment grade spreads. During this period, High Yield outperformed Govies and investment grade. Neuberger Berman Emerging Market Debt Hard Currency was the leading contributor to performance for the period benefitting from a stable dollar over the month. While all holdings were positive for the period, First Sentier Asian Quality Bond lagged all other holdings for the period weighed down by its allocation government bonds for the month.

Since the target fund is USD-denominated, the return of this peso share class fund was significantly higher than that of its dollar share class as the Philippine peso weakened against the US dollar.

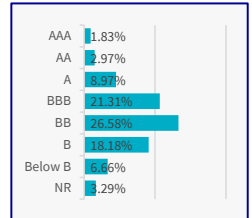
ASSET ALLOCATION



SECTOR ALLOCATION*



CREDIT QUALITY*



*Fixed Income portion only

TOP HOLDINGS OF THE TARGET FUND

1. BARINGS GLOBAL HIGH YIELD BOND FUND	16.98%
2. BLACKROCK GLOBAL HIGH YIELD SUSTAINABLE CREDIT SCREENED FUND	16.96%
3. NEUBERGER BERMAN EM DEBT HARD CURRENCY FUND	16.11%
4. AXA WORLD FUNDS GLOBAL EMERGING MARKETS BONDS	13.66%
5. CAPITAL GROUP GLOBAL CORPORATE BOND FUND	10.03%
6. FIRST SENTIER ASIAN QUALITY BOND FUND	7.82%
7. PINEBRIDGE ASIA PACIFIC INVESTMENT GRADE BOND FUND	6.38%
8. ISHARES EMERGING MARKETS GOVERNMENT BOND INDEX FUND	5.14%
9. ROBECO CAPITAL GROWTH GLOBAL CREDITS FUNDS	2.60%
10. BLACKROCK ICS US DOLLAR LIQUIDITY FUND	2.12%

FOOTNOTES

¹ Quoted Asset Management Charge is inclusive of Fund Manager, Custodian and Fund Administration fees and VAT. Please note that the target fund of the Fund charges a separate management fee which is included in the computation of the Fund's NAVPU.

² Volatility measures the degree to which the Fund fluctuates vis-à-vis its average return in a specific period. The lower the number, the more stable the Fund's return is.

³ Fund return refers to the fund performance based on the NAVPU movement of the fund

⁴ Cumulative returns is the total earnings performance of the fund in a specific period.

⁵ Annualized returns is the Compounded Annual Growth Rate, or the simulated growth rate on a yearly basis if Principal plus Interest are re-invested annually.

The investment fund is not a deposit product and is not insured by the Philippine Deposit Insurance Corp (PDIC). Returns presented are not guaranteed and graphs of historical NAVPUs are for illustration only. The Fund figures reflected in this document are not indicative of future performance. Potential investors should be aware that the price of units per share and the potential income from them may go up or down depending on market fluctuations, and thus are not guaranteed. The figures are exclusive of charges which will vary depending on the AXA product where this fund will be used. The weekly unit prices of the AXA funds are published every Tuesday in the business section of the Philippine Star. You can also get more information at <http://www.axa.com.ph>.