



# Global Dynamic Allocation Fund – Multi-asset (Peso)

Fund Fact Sheet as of August 2025



## INVESTMENT OBJECTIVE

The Fund is an actively-managed fund-of-funds that seeks to provide its investors access to a diversified portfolio of fixed income and equities securities spread across five major regions in the world maintaining a moderate level of portfolio risk.



## FUND INFORMATION

Launch Date	November 9, 2020	Initial NAV per Unit	₱10.0000
Total Net Asset Value	₱629,163,512	Latest NAV per Unit	₱13.0716
Fund Classification & Currency	Balanced Fund - PHP	Highest NAV per Unit	08/01/25 ₱13.1830
Fund Manager	AXA Philippines	Lowest NAV per Unit	06/20/22 ₱9.7581
Fund Admin & Custodian	Citibank N.A.	1 Year Volatility <sup>2</sup>	8.74%
Asset Management Charge <sup>1</sup>	1.7500%	Weighted Average Duration	4.26



## RISK PROFILE

Medium Risk

Lower risk 1 2 3 4 5 Higher risk

Fund risk ratings are calculated based on the historical volatility of the fund in order to match the client's risk profile. A risk profile of 5 matches with the aggressive investor, indicating a fund with a high volatility profile (i.e. growth equities).



## MARKET COMMENTARY

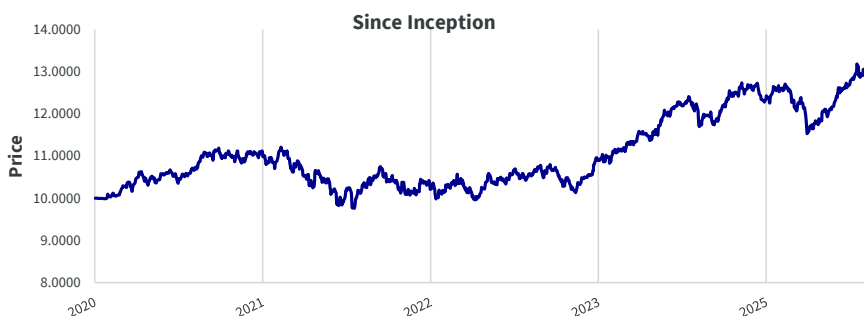
The fund delivered a positive return in August due to continued strength in both equity and bond markets. Global equity markets remained resilient as a strong earning season especially in the US, moderating inflation and the promise of lower interest rate drove global equities higher over the month. Global bond markets generated varying returns over the month buffeted by economic data and political developments. During the period, iShares MSCI Japan Screened ETF was the leading contributor to performance for the period as Japanese equities outperformed there developed market peers. Other notable contributors to performance included JP Morgan Europe Equity Plus, iShares Physical Gold ETC, Vanguard Pacific ex-Japan Stock Index and Selection European Equity. On the month, there were no detractors.

Since the target fund is USD-denominated, the return of this peso share class fund was significantly lower than that of its dollar share class as the Philippine peso strengthened against the US dollar.



## FUND PERFORMANCE AND STATISTICS

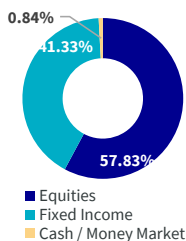
### NAVPU GRAPH



(Purely for reference purposes and is not a guarantee of future results)

FUND RETURNS <sup>3</sup>	1 MONTH	1 YEAR	3 YEARS	5 YEARS	SINCE INCEPTION
Cumulative <sup>4</sup>	0.39%	9.38%	24.30%	-	30.72%
Annualized <sup>5</sup>	-	9.38%	7.52%	-	5.73%

### ASSET ALLOCATION




### SECTOR ALLOCATION\*

Information Technology	28.17%
Financials	17.96%
Consumer Discretionary	12.15%
Communication Services	10.69%
Industrials	9.73%
Healthcare	8.70%
Consumer Staples	4.47%
Materials	2.96%
Energy	2.35%
Utilities	1.43%

\*Equities portion only

### CREDIT QUALITY\*\*



\*\*Fixed Income portion only

## FOOTNOTES

<sup>1</sup> Quoted Asset Management Charge is inclusive of Fund Manager, Custodian and Fund Administration fees and VAT. Please note that the target fund of the Fund charges a separate management fee which is included in the computation of the Fund's NAVPU.

<sup>2</sup> Volatility measures the degree to which the Fund fluctuates vis-à-vis its average return in a specific period. The lower the number, the more stable the Fund's return is.

<sup>3</sup> Fund return refers to the fund performance based on the NAVPU movement of the fund

<sup>4</sup> Cumulative returns is the total earnings performance of the fund in a specific period.

<sup>5</sup> Annualized returns is the Compounded Annual Growth Rate, or the simulated growth rate on a yearly basis if Principal plus Interest are re-invested annually.

The investment fund is not a deposit product and is not insured by the Philippine Deposit Insurance Corp (PDIC). Returns presented are not guaranteed and graphs of historical NAVPUs are for illustration only. The Fund figures reflected in this document are not indicative of future performance. Potential investors should be aware that the price of units per share and the potential income from them may go up or down depending on market fluctuations, and thus are not guaranteed. The figures are exclusive of charges which will vary depending on the AXA product where this fund will be used. The weekly unit prices of the AXA funds are published every Tuesday in the business section of the Philippine Star. You can also get more information at <http://www.axa.com.ph>.

For more information, refer to your AXA financial partner or call us at (+632) 8 581-5292 (AXA)  
29th Floor GT Tower International | 6813 Ayala Ave. cor. H.V. Dela Costa St., Makati City, Philippines 1227

Public