



Global Dynamic Allocation Fund - Multi-asset (Peso)

Fund Fact Sheet as of December 2025



INVESTMENT OBJECTIVE

The Fund is an actively-managed fund-of-funds that seeks to provide its investors access to a diversified portfolio of fixed income and equities securities spread across five major regions in the world maintaining a moderate level of portfolio risk.



FUND INFORMATION

Launch Date	November 9, 2020	Initial NAV per Unit	₱10.0000
Total Net Asset Value	₱717,582,089	Latest NAV per Unit	₱14.0076
Fund Classification & Currency	Balanced Fund - PHP	Highest NAV per Unit	11/13/2025 ₱14.0814
Fund Manager	AXA Philippines	Lowest NAV per Unit	6/20/2022 ₱9.7581
Fund Admin & Custodian	Citibank N.A.	1 Year Volatility ²	8.60%
Asset Management Charge ¹	1.7500%	Weighted Average Duration	3.71



RISK PROFILE

Medium Risk

Lower risk

1

2

3

4

5

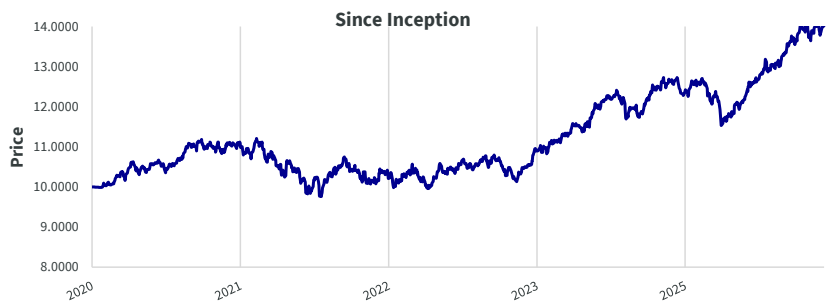
Higher risk

Fund risk ratings are calculated based on the historical volatility of the fund in order to match the client's risk profile. A risk profile of 5 matches with the aggressive investor, indicating a fund with a high volatility profile (i.e. growth equities).



FUND PERFORMANCE AND STATISTICS

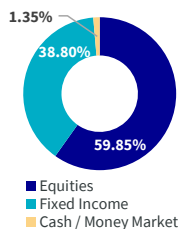
NAVPU GRAPH



(Purely for reference purposes and is not a guarantee of future results)

FUND RETURNS ³	1 MONTH	1 YEAR	3 YEARS	5 YEARS	SINCE INCEPTION
Cumulative ⁴	0.79%	13.49%	37.43%	39.19%	40.08%
Annualized ⁵	-	13.49%	11.18%	-	6.78%


ASSET ALLOCATION



SECTOR ALLOCATION*

Information Technology	28.70%
Financials	17.68%
Consumer Discretionary	11.47%
Communication Services	10.49%
Industrials	9.70%
Healthcare	8.96%
Consumer Staples	4.36%
Materials	3.39%
Energy	2.54%
Utilities	1.56%
Real Estate	1.17%

CREDIT QUALITY**



**Fixed Income portion only
*Equities portion only



MARKET COMMENTARY

The fund posted positive returns in December as global equity markets, excluding the US, rallied into year-end, with developed markets outperforming emerging markets. Global government bonds experienced modest negative returns due to rising long-term yields in most regions. Spread sectors performed better amid positive risk sentiment. JP Morgan Europe Equity was the top contributor, benefiting from European equities' strong performance, along with other contributors such as JP Morgan Europe Equity Plus, M&G Europe Strategic Value, Selection European Equity, and Federated Hermes Asia ex Japan Equity. The main detractor was AB American Growth, weighed down by its exposure to US equities.

Since the target fund is USD-denominated, the return of this peso share class fund was slightly affected by a slight movement between the Philippine peso and the US dollar.

FOOTNOTES

¹ Quoted Asset Management Charge is inclusive of Fund Manager, Custodian and Fund Administration fees and VAT. Please note that the target fund of the Fund charges a separate management fee which is included in the computation of the Fund's NAVPU.

² Volatility measures the degree to which the Fund fluctuates vis-à-vis its average return in a specific period. The lower the number, the more stable the Fund's return is.

³ Fund return refers to the fund performance based on the NAVPU movement of the fund

⁴ Cumulative returns is the total earnings performance of the fund in a specific period.

⁵ Annualized returns is the Compounded Annual Growth Rate, or the simulated growth rate on a yearly basis if Principal plus Interest are re-invested annually.

The investment fund is not a deposit product and is not insured by the Philippine Deposit Insurance Corp (PDIC). Returns presented are not guaranteed and graphs of historical NAVPUs are for illustration only. The Fund figures reflected in this document are not indicative of future performance. Potential investors should be aware that the price of units per share and the potential income from them may go up or down depending on market fluctuations, and thus are not guaranteed. The figures are exclusive of charges which will vary depending on the AXA product where this fund will be used. The weekly unit prices of the AXA funds are published every Tuesday in the business section of the Philippine Star. You can also get more information at <http://www.axa.com.ph>.

For more information, refer to your AXA financial partner or call us at (+632) 8 581-5292 (AXA)
29th Floor GT Tower International | 6813 Ayala Ave. cor. H.V. Dela Costa St., Makati City, Philippines 1227

Public